



**Roca**

**Baltic**

# Baltic

Inspired by the Baltic Sea's windswept sands, this collection captures the serene beauty of northern shores. Its earthy tones bring warmth and harmony, while its versatile design ensures easy installation on floors and walls. Combining natural elegance with practicality, it adds timeless charm to any space.



Baltic Sand 24"x48" R / 12"x24" R / 12"x12" Mosaic

## Color Body Porcelain

24"x48"R 12"x24"R 12"x12" Mosaic



Baltic Tan 24"x48"R / 12"x12" Mosaic



Baltic Granite 12"x24" R



Baltic Sand 12"x24"R / 12"x12" Mosaic

# Baltic

Color Body Porcelain

8-8.5  
mm




24"x48" R  
59.7x119.7 cm

12"x24" R  
29.7x59.7 cm

12"x12"  
30x30 cm



## Sand




24"x48" R



12"x24" R



12"x12" Mosaic



## Tan



24"x48" R



12"x24" R



12"x12" Mosaic



## Granite



24"x48" R



12"x24" R



12"x12" Mosaic


# Suite Baltic

Color Body Porcelain

8-8.5  
mm




24"x48" R  
59.7x119.7 cm



## Sand




24"x48" R



## Tan



24"x48" R




## Granite



24"x48" R

## Other Faces

---



Sand




Tan

## Other Faces


---




Granite



Sand 12"x12" Mosaic



Sand 12"x12" Mosaic



Sand 12"x12" Mosaic

# Porcelain Mosaics - Cut

## Technical Specifications

| CHARACTERISTICS                        | STANDARD     | DECLARED ASTM                 |
|--|--------------|-------------------------------|
| Water Absorption                       | ISO-10545/3  | <=0.5%                        |
| Break Strength                         | ISO-10545/4  | Min. 1500 N                   |
| Chemical Resistance                    | C650         | Class A (Resist) <sup>1</sup> |
| Stain Resistance                       | ISO-10545/14 | 5                             |
| Frost Resistance                       | C1026        | Resistant                     |
| Thermal Shock Resistance               | ISO-10545/9  | Resistant                     |
| Crazing Resistance                     | ISO-10545/11 | Resistant                     |
| Group                                  | See FAQ's    | 5                             |
| PEI- Glazed Tiles                      | C1027        | PEI (V)                       |
| Dynamic Coefficient of Friction (DCOF) | A326.3       | >=0.42                        |
| Shade and Texture Rating               | CTDA         | V3                            |
| Facial Dimensions                      | C499         | Pass                          |
| Range of Thickness                     | C499         | Pass                          |
| Warpage                                | C485         | Pass                          |
| Wedging                                | C502         | Pass                          |

## Packaging Info

| Size            | SF per carton | PC per carton | BX per pallet |
|-----------------|---------------|---------------|---------------|
| 24"x48" R Suite | 15.38         | 2             | 20            |
| 24"x48" R       | 15.38         | 2             | 32            |
| 12"x24" R       | 13.37         | 7             | 56            |
| 12"x12" Mosaic  | 9.62          | 10            | 36            |



### Characteristics:

- Precisely cut from larger tiles, often rectified.
- Sharper edges and cleaner lines.
- Tighter grout joints possible.



### Considerations:

- **Higher Precision:** Better for modern, seamless looks.
- **Edge Sharpness:** Can be more prone to chipping during handling.
- **Cost:** Often more expensive due to manufacturing precision.



### Installation Tips:

- Flat substrate is essential to maintain tight grout lines.
- Use unsanded grout for narrow joints.
- Clean excess grout quickly to prevent staining sharp edges.