



**Roca**

**Serena**

# Serena

Serena masterfully blends modern design with nature, combining the timeless beauty of Portland stone, limestone, and coral. Its unique texture and warm tones create a harmonious balance of elegance and authenticity.



Serena Veintcut Bone 48"x110" R

### Glazed Porcelain

48"x110" R - 48"x48" R - 24"x48" R - 12"x24" R - 12"x12" Mosaic



Serena Crosscut Bone 48"x48" R



Serena Veintcut Bone 48"x110" R



Serena Veintcut Moka 48"x110" R



Serena Veintcut Bone 48"x110" R

# Serena

Glazed Porcelain



48"x110" R 120x280 cm   48"x48" R 120x120 cm   24"x48" R 60x120 cm   12"x24" R 30x60 cm   12"x12" Mosaic 30x30 cm



## Crosscut Bone



48"x110" R



48"x48" R



24"x48" R



12"x24" R




12"x12" Mosaic




## Crosscut Moka



48"x110" R



48"x48" R




24"x48" R



12"x24" R



12"x12" Mosaic



## Veincut Bone



48"x110" R



48"x48" R



24"x48" R



12"x24" R



12"x12" Mosaic



## Veincut Moka



48"x110" R



48"x48" R



24"x48" R



12"x24" R



12"x12" Mosaic

## Other Faces

---



Crosscut Bone



Veintcut Bone

## Other Faces

---



Crosscut Moka



Veintcut Moka

# Serena

## Glazed Porcelain

### Technical Specifications

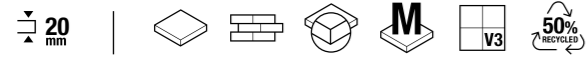
<b>CHARACTERISTICS</b>	<b>STANDARD</b>	<b>DECLARED ASTM</b>
Water Absorption	ISO-10545/3	<=0.5%
Break Strength	ISO-10545/4	Min. 1500 N
Chemical Resistance	C650	Class A (Resist) <sup>1</sup>
Stain Resistance	ISO-10545/14	5
Frost Resistance	C1026	Resistant
Thermal Shock Resistance	ISO-10545/9	Resistant
Crazing Resistance	ISO-10545/11	Resistant
Group	See FAQ's	4
PEI- Glazed Tiles	C1027	PEI (V)
Dynamic Coefficient of Friction (DCOF)	A326.3	>=0.42
Shade and Texture Rating	CTDA	V3
Facial Dimensions	C499	Pass
Range of Thickness	C499	Pass
Warpage	C485	Pass
Wedging	C502	Pass

### Packaging Info

<b>Size</b>	<b>SF per carton</b>	<b>PC per carton</b>	<b>BX per pallet</b>
48"x110" R	36.17	1	21
48"x48" R	15.50	1	42
24"x48" R	15.50	2	35
12"x24" R	11.63	6	48
12"x12" Mosaic	7.75	8	60

# Pavers Serena

Color Body Porcelain Stoneware



24"x36" R  
60x90 cm




## Serena Crosscut Bone



24"x36" R



## Serena Crosscut Moka



24"x36" R



Pavers Serena Crosscut Bone 24"x36" R

# Pavers Serena

Color Body Porcelain Stoneware

## Technical Specifications

<b>CHARACTERISTICS</b>	<b>STANDARD</b>	<b>DECLARED ASTM</b>
Water Absorption	C373	≤0.5
Break Strength	C648	Min. 2800
Chemical Resistance	C650	Class A (Resist) <sup>1</sup>
Stain Resistant	C1378	Class A
Frost Resistance	C1026	Resistant
Group	See FAQ's	4
PEI Glazed Tiles	C1027	4
Dynamic Coefficient of Friction (DCOF)	A137.1	≥0.42
Shade and Texture Rating	CTDA "V"	V3
Facial Dimensions	C499	Pass
Range of Thickness	C499	Pass
Warping	C485	Pass
Wedging	C502	Pass

## Packaging Info

<b>Size</b>	<b>SF per carton</b>	<b>PC per carton</b>	<b>BX per pallet</b>
24"x36" R	7.80	1	40